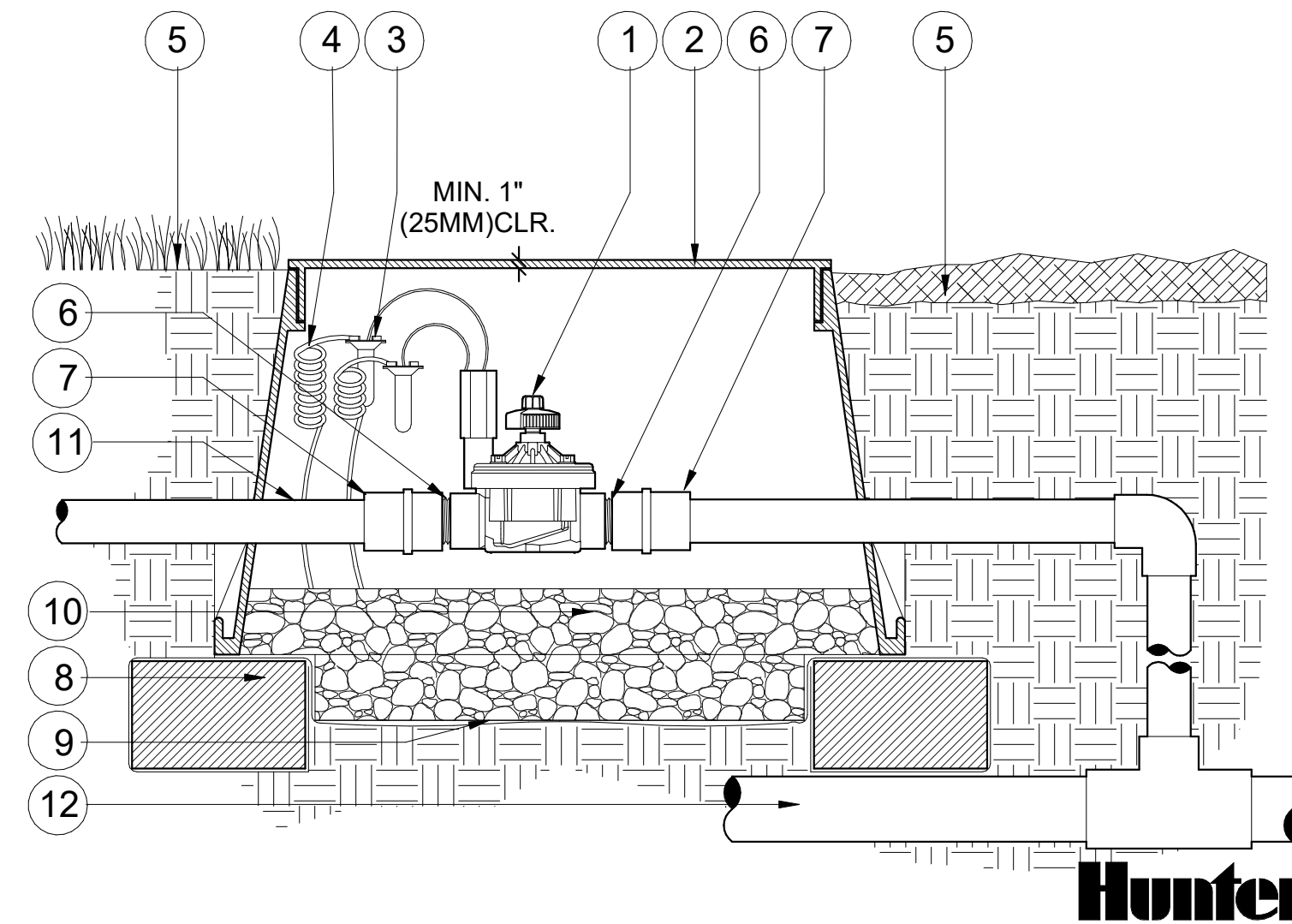


LEGEND

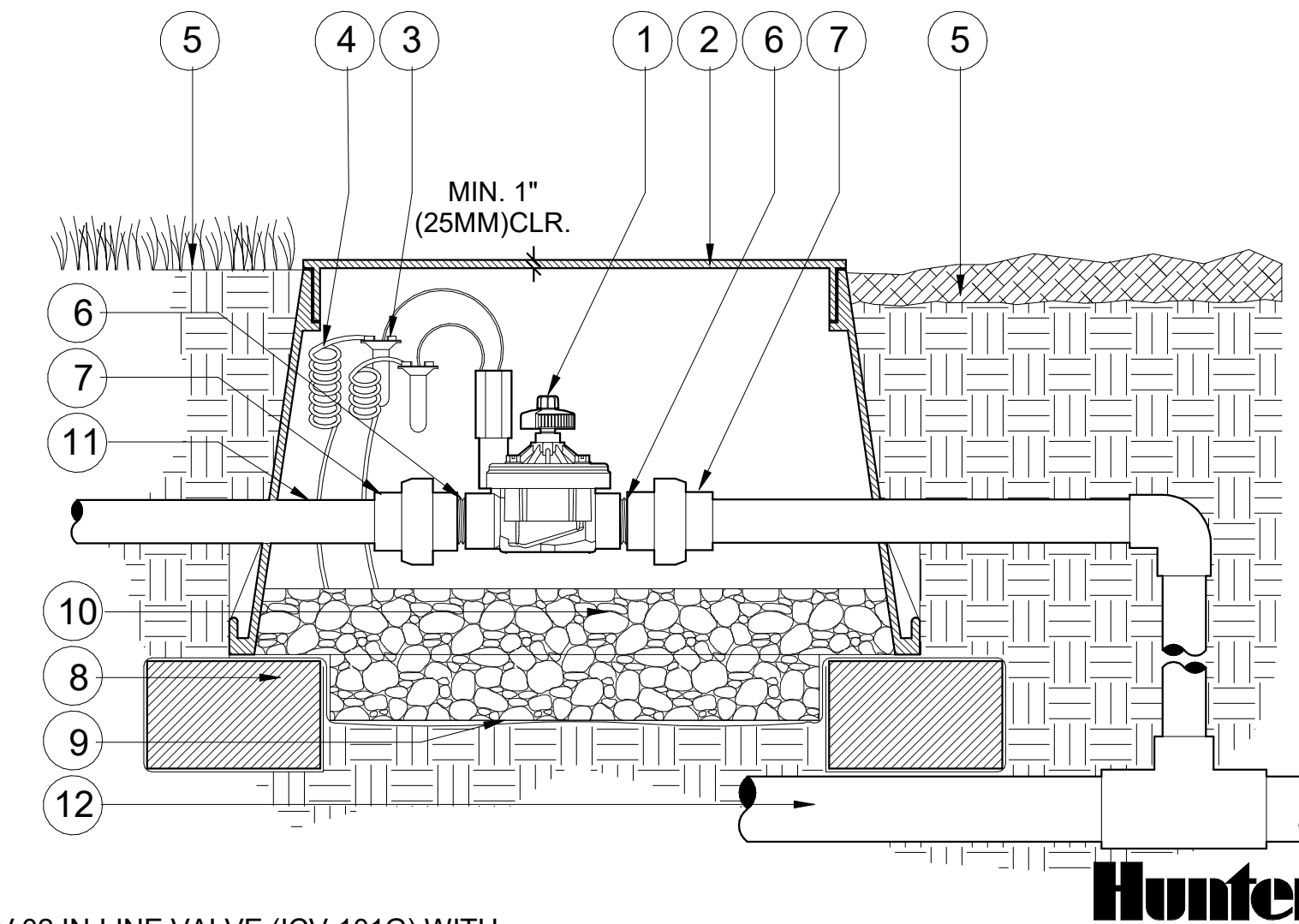
- | | |
|---|--|
| ① HUNTER REMOTE CONTROL VALVE (ICV) WITH FLOW CONTROL | ⑦ PVC SLIP X FPT ADAPTOR |
| ② IRRIGATION VALVE BOX: HEAT STAMP LID WITH 'RCV' IN 2" LETTERS | ⑧ BRICK SUPPORTS (4) |
| ③ WATERPROOF CONNECTORS (2) | ⑨ FILTER FABRIC - WRAP TWICE AROUND BRICK SUPPORTS |
| ④ 18"-24" COILED WIRE TO CONTROLLER | ⑩ 3/4" WASHED GRAVEL - 4" MIN. DEPTH |
| ⑤ FINISH GRADE AT ADJACENT SURFACE (TURF OR MULCH) | ⑪ IRRIGATION LATERAL |
| ⑥ SCH. 80 CLOSE NIPPLE, MATCH SIZE TO VALVE | ⑫ MAINLINE AND FITTINGS TO VALVE |



① V.ICV.01 IN-LINE VALVE (ICV-101G)
1:5

LEGEND

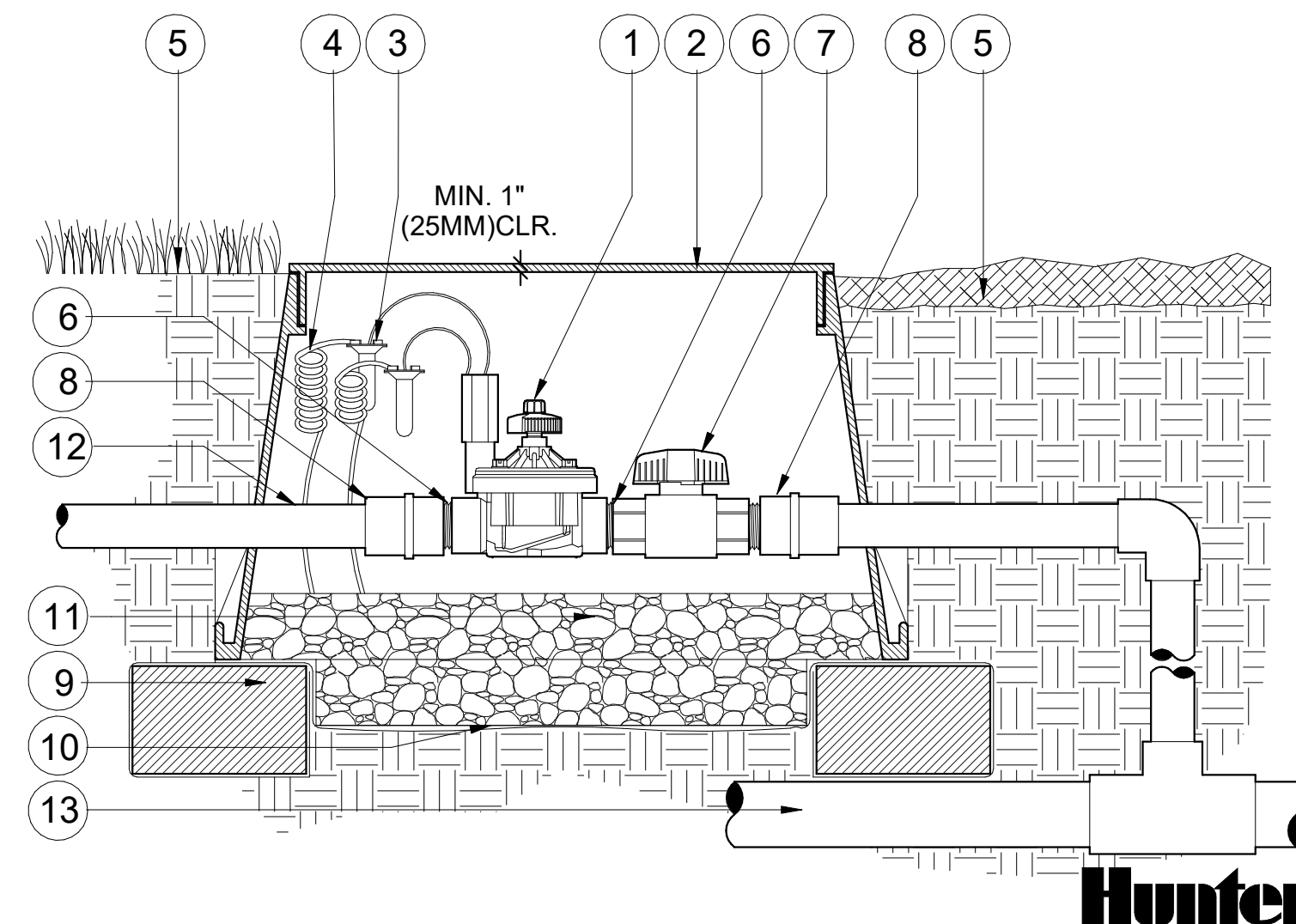
- | | |
|---|--|
| ① HUNTER REMOTE CONTROL VALVE (ICV) WITH FLOW CONTROL | ⑦ PVC SLIP X FPT UNION |
| ② IRRIGATION VALVE BOX: HEAT STAMP LID WITH 'RCV' IN 2" LETTERS | ⑧ BRICK SUPPORTS (4) |
| ③ WATERPROOF CONNECTORS (2) | ⑨ FILTER FABRIC - WRAP TWICE AROUND BRICK SUPPORTS |
| ④ 18"-24" COILED WIRE TO CONTROLLER | ⑩ 3/4" WASHED GRAVEL - 4" MIN. DEPTH |
| ⑤ FINISH GRADE AT ADJACENT SURFACE (TURF OR MULCH) | ⑪ IRRIGATION LATERAL |
| ⑥ SCH. 80 CLOSE NIPPLE, MATCH SIZE TO VALVE | ⑫ MAINLINE AND FITTINGS TO VALVE |



V.ICV.02 IN-LINE VALVE (ICV-101G) WITH UNIONS
② 1:5

LEGEND

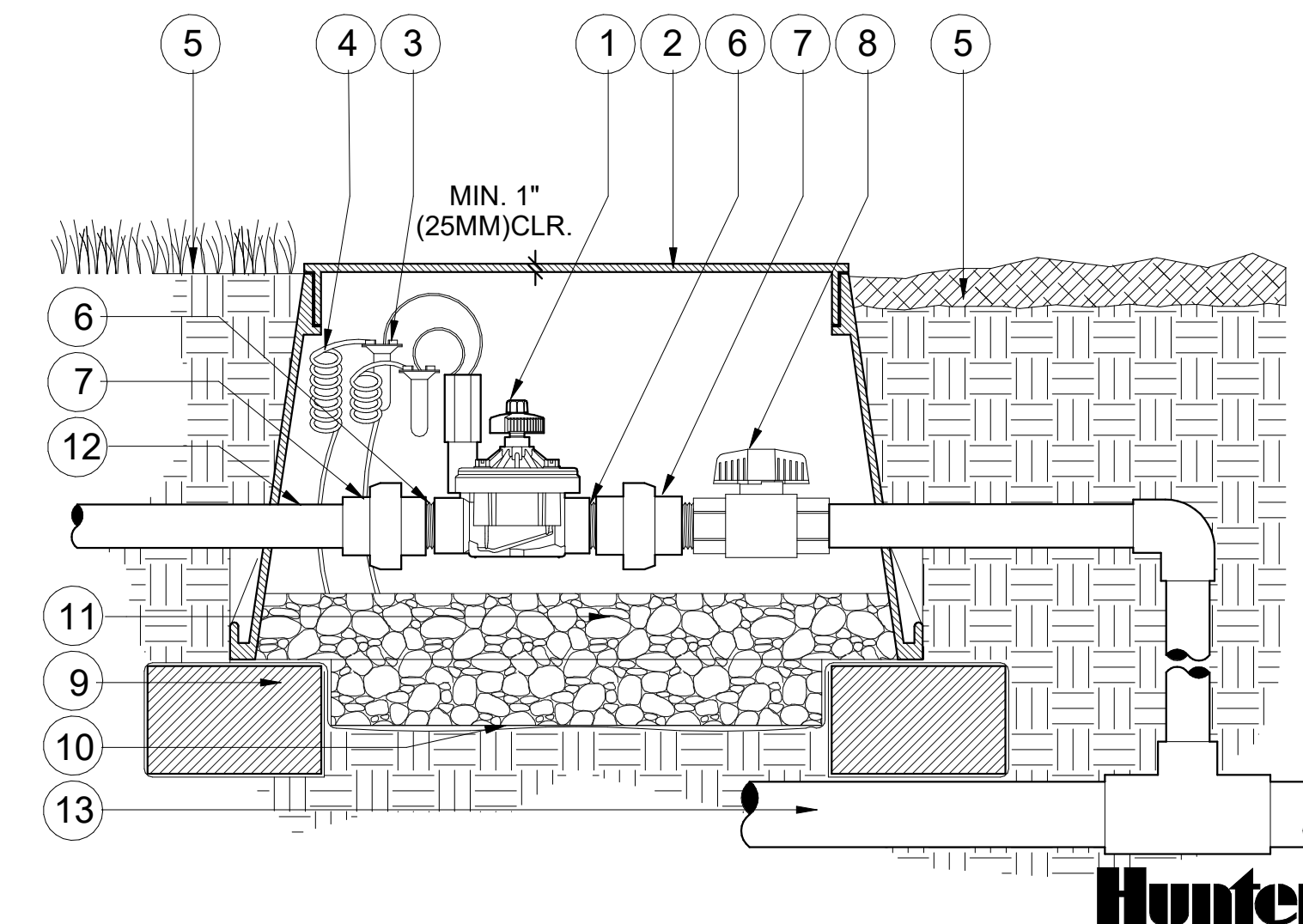
- | | |
|---|--|
| ① HUNTER REMOTE CONTROL VALVE (ICV) WITH FLOW CONTROL | ⑦ ISOLATION VALVE, SIZE AND TYPE PER PLAN |
| ② IRRIGATION VALVE BOX: HEAT STAMP LID WITH 'RCV' IN 2" LETTERS | ⑧ PVC SLIP X FPT ADAPTOR |
| ③ WATERPROOF CONNECTORS (2) | ⑨ BRICK SUPPORTS (4) |
| ④ 18"-24" COILED WIRE TO CONTROLLER | ⑩ FILTER FABRIC - WRAP TWICE AROUND BRICK SUPPORTS |
| ⑤ FINISH GRADE AT ADJACENT SURFACE (TURF OR MULCH) | ⑪ 3/4" WASHED GRAVEL - 4" MIN. DEPTH |
| ⑥ SCH. 80 CLOSE NIPPLE, MATCH SIZE TO VALVE | ⑫ IRRIGATION LATERAL |
| | ⑬ MAINLINE AND FITTINGS TO VALVE |



V.ICV.03 IN-LINE VALVE (ICV-101G) WITH ISOLATION VALVE
③ 1:5

LEGEND

- | | |
|---|--|
| ① HUNTER REMOTE CONTROL VALVE (ICV) WITH FLOW CONTROL | ⑦ PVC SLIP (OR FPT) X FPT UNION |
| ② IRRIGATION VALVE BOX: HEAT STAMP LID WITH 'RCV' IN 2" LETTERS | ⑧ ISOLATION VALVE, SIZE AND TYPE PER PLAN |
| ③ WATERPROOF CONNECTORS (2) | ⑨ BRICK SUPPORTS (4) |
| ④ 18"-24" COILED WIRE TO CONTROLLER | ⑩ FILTER FABRIC - WRAP TWICE AROUND BRICK SUPPORTS |
| ⑤ FINISH GRADE AT ADJACENT SURFACE (TURF OR MULCH) | ⑪ 3/4" WASHED GRAVEL - 4" MIN. DEPTH |
| ⑥ SCH. 80 CLOSE NIPPLE, MATCH SIZE TO VALVE | ⑫ IRRIGATION LATERAL |
| | ⑬ MAINLINE AND FITTINGS TO VALVE |



V.ICV.04 IN-LINE VALVE (ICV-101G) WITH UNIONS AND ISOLATION VALVE
④ 1:5

No.	Description	Date

Hunter Industries

VALVES

ICV-101G

Project Number	ICV-101G
Date	07 June 2019
Drawn By	Hunter
Checked By	Hunter

ICV-101G

Scale	1:5
-------	-----